



DIPLOMATIC
HYDRAULICS

63 300/104 ED



SD4M

DIRECT OPERATED SEQUENCE VALVE SERIES 50

MODULAR VERSION

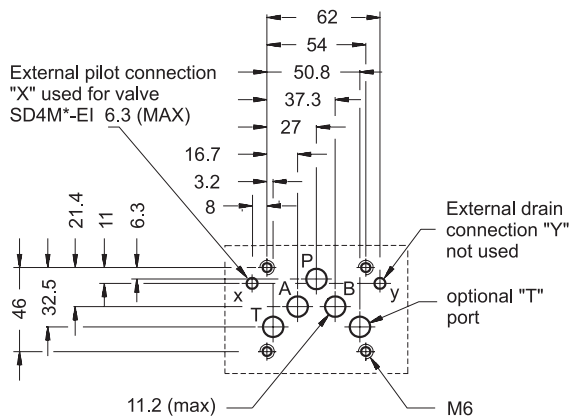
CETOP 05

p max 320 bar

Q max (see performance ratings table)

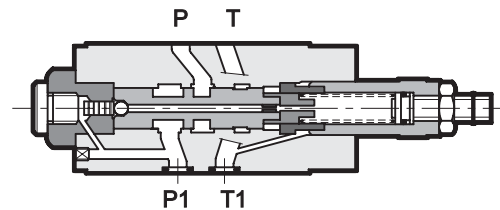
MOUNTING INTERFACE

CETOP 4.2-4-R05-320
ISO/CD 4401-05



The internal pilot version of the valve can be installed either on the CETOP 05 type or R05 type of mounting interface (ports X and Y of the latter version are not to be used).

OPERATING PRINCIPLE

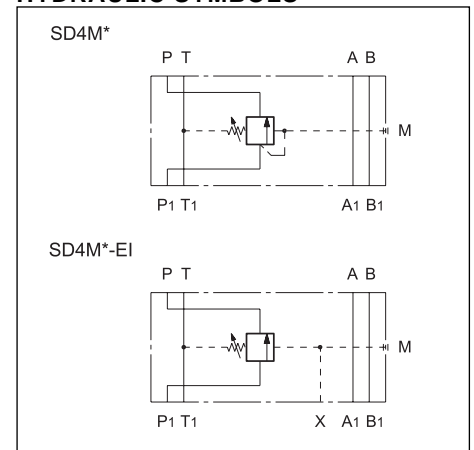


- The SD4M valve is a direct operated sequence valve of the spool type, made as a modular version with a mounting surface according to the CETOP and ISO standards. It is normally used to drive two or more actuators in succession. In the rest position, it is normally closed and, on one side, the spool is subjected to the push of a small piston on which the line (P1) pressure acts and, on the other side, to the adjustment spring. When the pressure in line P1 reaches the calibrated value of the spring, the valve opens and allows passage of the fluid in the controlled line (P). The valve stays open until the pressure in the circuit drops below the set calibration value.
- It is made in two versions, with internal or external piloting. The piloting port "X" is according to the CETOP 4.2-4-R05 mounting interface for the latter version.
- It can be assembled quickly without use of pipes under the CETOP 05 directional solenoid valves.
- It is normally supplied with a countersunk hex adjustment screw, locking nut and maximum adjustment travel limiting device.

PERFORMANCE RATINGS (measured with mineral oil of viscosity 36cSt at 50°C)

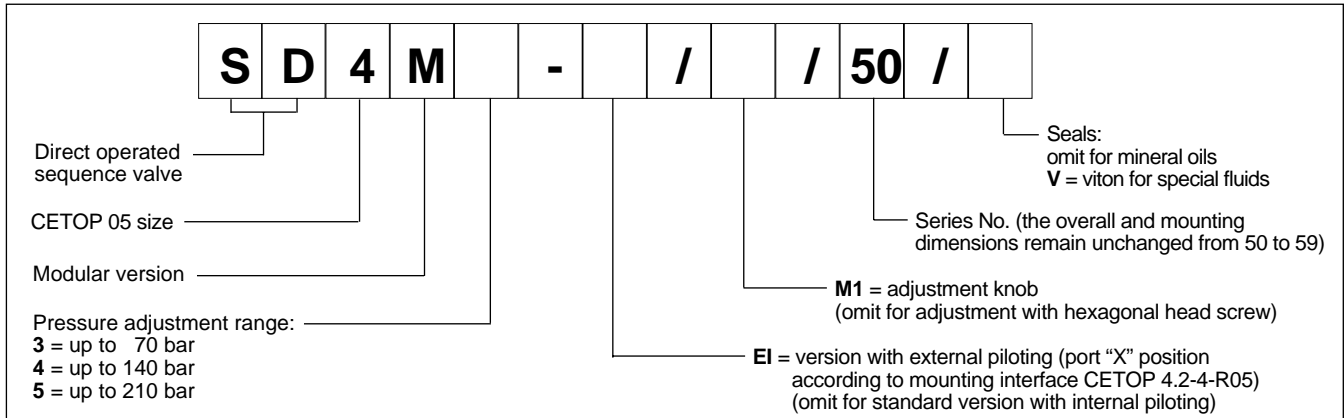
Maximum operating pressure	bar	320
Maximum pressure on port T	bar	10
Maximum flow rate in the controlled lines	l/min	80
Maximum flow rate in the free lines	l/min	100
Ambient temperature range	°C	-20 ÷ +50
Fluid temperature range	°C	-20 ÷ +80
Fluid viscosity range	cSt	10 ÷ 400
Recommended viscosity	cSt	25
Degree of fluid contamination	According to NAS 1638 class 10	
Mass:	kg	2,7

HYDRAULIC SYMBOLS

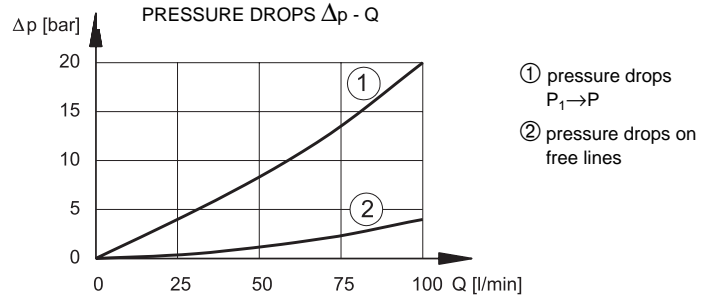
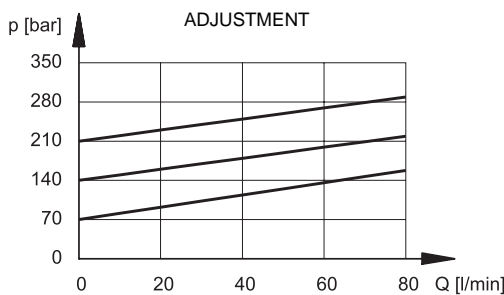




1 - IDENTIFICATION CODE



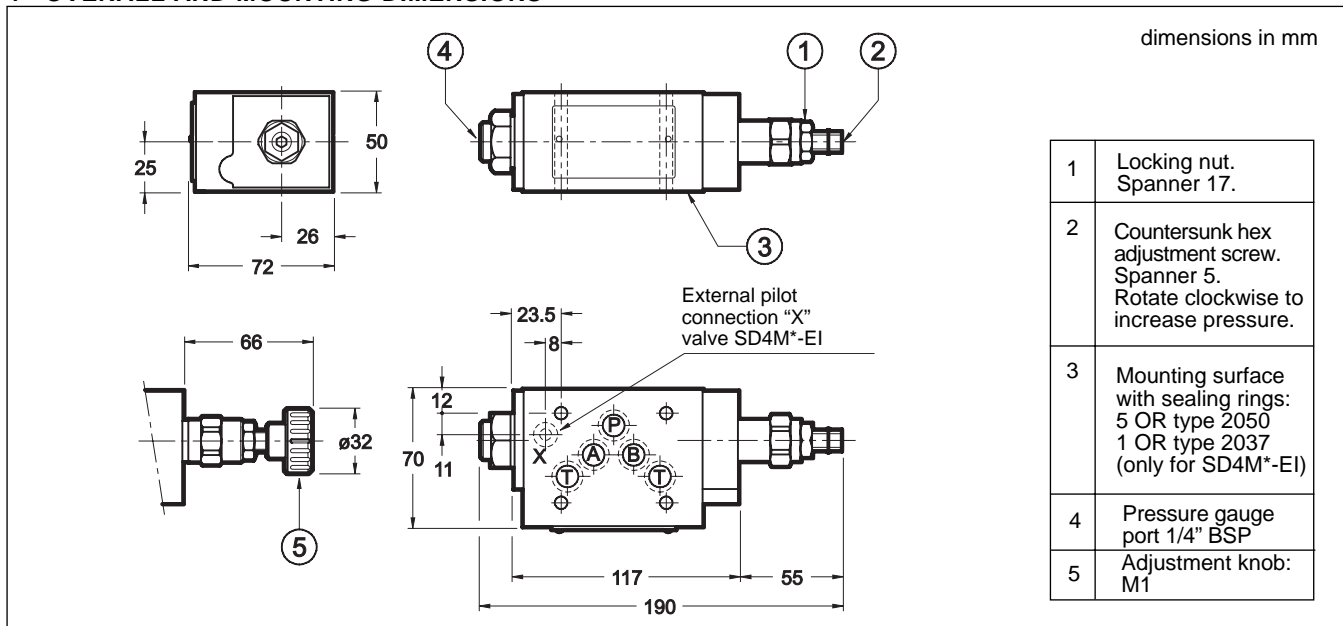
2 - CHARACTERISTIC CURVES (values obtained with viscosity of 36 cSt at 50°C)



3 - HYDRAULIC FLUIDS

Use mineral oil-based hydraulic fluids, with the addition of suitable anti-frothing and anti-oxidizing agents. For the use of other types (water glycol, phosphate esters and others), please consult our technical department.

4 - OVERALL AND MOUNTING DIMENSIONS



DIPLOMATIC OLEODINAMICA SpA
 20025 LEGNANO (MI) - P.le Bozzi, 1 / Via Edison
 Tel. 0331/472111 - Fax 0331/548328